

6

5

4

3

2

1

REVISION

ZONE	REV	DESCRIPTION	DATE	CHANGED BY	APPROVED
	A	INITIAL RELEASE	02/01/2024	SREITER	GUTTADAURO

F

F

E

E

D

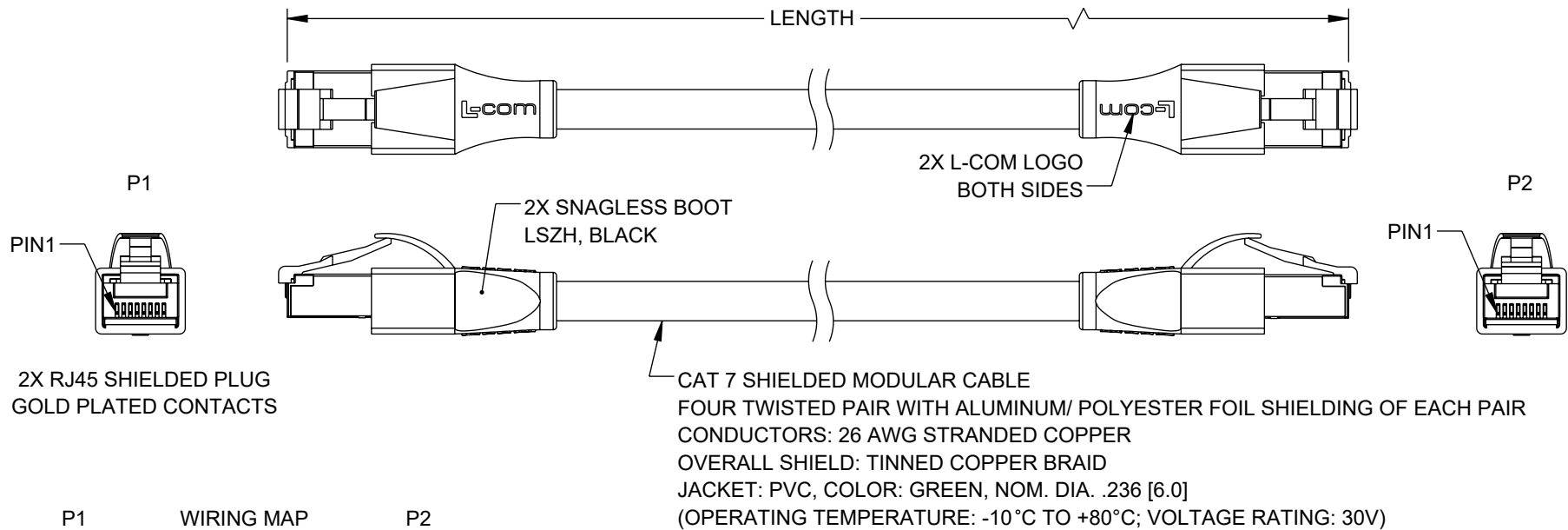
D

B

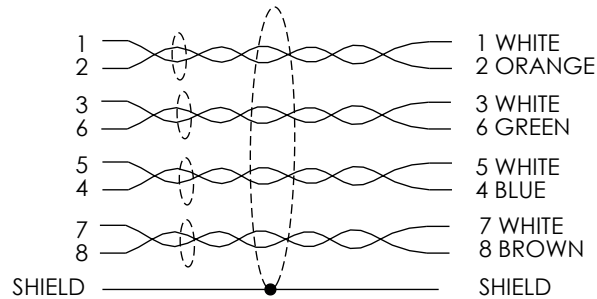
B

A

A



P1 WIRING MAP P2



PART NUMBER	LENGTH METERS[FEET]
726-0.5 GR	0.5[1.64]
726-01 GR	1.0[3.28]
726-02 GR	2.0[6.56]
726-03 GR	3.0[9.84]
726-05 GR	5.0[16.41]
726-7.5 GR	7.5[24.61]
726-10 GR	10.0[32.81]
726-15 GR	15.0[49.21]

NOTES:

- 1.LENGTHS OVER 10 METERS (32.8 FT) ARE CHANNEL RATED.
- 2.PLUG CONFORMS TO TIA-1096.
- 3.CABLE ASSEMBLY TO BE TESTED FOR CONTINUITY.
- 4.CABLE ASSEMBLY TO BE INDIVIDUALLY PACKAGED IN ACCORDANCE WITH L-COM SPECIFICATION PS-0031.

THE INFORMATION CONTAINED IN THIS DRAWING IS THE SOLE PROPERTY OF INFINITE ELECTRONICS, INC. ANY REPRODUCTION IN PART OR WHOLE WITHOUT THE WRITTEN PERMISSION OF INFINITE ELECTRONICS, INC. IS PROHIBITED. THESE COMMODITIES, TECHNOLOGY OR SOFTWARE WERE EXPORTED FROM THE UNITED STATES IN ACCORDANCE WITH THE EXPORT ADMINISTRATION REGULATIONS. DIVERSION CONTRARY TO U.S. LAW PROHIBITED.

UNLESS OTHERWISE SPECIFIED
LEADING DIMENSIONS ARE INCHES
DIMENSIONS IN [] ARE MILLIMETERS

TOLERANCES:
X = ±.2 [5] FRACTIONS ± 1/32
.XX = ±.02 [0.5] ANGLES ± 1°
.XXX = ±.005 [0.13]

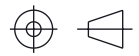
CABLE LENGTH TOLERANCES
≤12 [305] = +1 [25] / -0
>12 [305] ≤ 60 [1524] = +2 [51] / -0
>60 [1524] ≤ 120 [3048] = +4 [102] / -0
>120 [3048] ≤ 300 [7620] = +6 [152] / -0
>300 [7620] = +5% / -0

ALL DIMENSIONS ARE FOR REFERENCE ONLY
AND SUBJECT TO CHANGE WITHOUT NOTICE.
UN-DIMENSIONED/NON-CRITICAL FEATURES
MAY VARY IN SIZE AND LOCATION
COLORS MAY VARY

Show Me
CABLES

an INFINIT® brand

Website: www.ShowMeCables.com
Phone: 1.888.519.9505



INTERPRET ALL DIMENSIONS AND TOLERANCES PER ASME Y14.5

SCALE SHEET

NONE 1 OF 1

DESCRIPTION

CA,CAT7 S/FTP RJ45 TO RJ45 PVC JKT, GRN

SIZE	CAGE CODE	DRAWN BY	ITEM NO.	REV
A	3SVT8	SREITER	726-XX GR	A

6

5

4

3

2

1